


Your Vote. Your Power.
Your Voice Matters!



Attention Students!

**Are you a U.S Citizen?
Are you over the age of 16?**


REGISTER TO VOTE!

April 21-30 2021

L. Gema Morejón-White | 954-712-1980 | gmorejon@browardsoe.org
Hayli Summers | 954-712-1982 | hsummers@browardsoe.org



BROWARDSOE.ORG




2021 High School Voter Registration Drive

Instructions for Online Voter Registration & Requesting a Paper Application

Online Voter Registration:

Step 1

- Log on to www.Browardsoe.org
- Click on HSVR Banner
- Click on to your school's unique website.
- Click on the link: "Click here to begin your Voter Registration process"
- Complete the information page thoroughly and click  at the bottom.
- If you do not complete the form, or leave fields blank, you will be instructed to complete the ***Required** sections.

Step 2

- Click on the link at the top of your page to continue in the registration process on the State's website.
- View the welcome remarks and be sure to READ all instructions on the page.
- **Be sure to have your Florida Driver License or Florida State issued identification card.**
 - Note: if you do not have either of these, you may still complete the required information. However, once you have completed the fields listed you will be prompted to PRINT the application. Any information that is not complete must then be given, including your signature. The application may then be mailed the Broward County SOE, **Attention: L. Gema Morejón-White, 115 S. Andrews Ave, Room 102, Ft Lauderdale, FL 33301.**
- Click on Register or Update at top of screen
- Answer the three (3) questions on screen, click continue
- Enter Information requested exactly as it is on your Florida Driver License or Florida State issued identification card, click continue.

Step 3

- When entering the home address please be certain to follow the instructions specifically as written on your state-issued ID, or Driver's License.
- First the screen will ask you for a zip code. Please type in the 5-digit code.
- The screen will ask for your house number: (here you are only going to write the number portion of your street address).
Example: If your address is 245 Lincoln Street, you are **ONLY** going to type, **245!**
- Next, the screen asks you to provide the actual street name or number.
Here you will type **ONLY: Lincoln or number of street.**
- Click on Look Up Address
- A list of physical addresses for 245 Lincoln Street will pop up.

- Your screen should look like the picture below:

Step 4:

- Complete the remaining fields for your online registration.
- You will arrive at the Review Page, verify that everything is correct, and complete.
- If information cannot be verified, or was not entered correctly, this screen will display:

- You will have the opportunity to edit and fill in missing information. Otherwise you will have to print out the application and complete the form by hand.
- If you can't print, please request a paper application at www.browardsoe.org.

- If everything was verified, you will get an Online Voter Registration Confirmation:




- Please take note of the reference number, you will need it to request status with the state.
- If eligible, your card will be mailed within two (2), Three (3) weeks by mail.
 - NOTE: If you're under 18 years old, you will receive a letter from Supervisor Scott thanking you for pre-registering.

Requesting Paper Application:

Step 1

- Log on to www.Browardsoe.org
- Click on HVRD Banner
- Click on Link that says: [REQUEST A PAPER APPLICATION](#)
- Fill out form, and click submit
- Once received, (at home) fill out Voter Registration Form
- Put in envelope provided and mail back

For ANY questions or concerns, please reach out to L. Gema Morejón-White, Gmorejon@browardsoe.org, (954) 712-1980, Cell: (954) 954-2489 or Hayli Summers, (954) 712-1982 hsummers@browardsoe.org.



2021 High School Voter Registration Drive FREQUENTLY ASKED QUESTIONS

Q. What documents are usually accepted as proof of U.S. citizenship?

- A. The most common documents that establish U.S. citizenship are:
- **Birth Certificate**, issued by a U.S. State (if the person was born in the United States), or by the U.S. Department of State (if the person was born abroad to U.S. citizen parents who registered the child's birth and U.S. citizenship with the U.S. Embassy or consulate);
 - **U.S. Passport** issued by the U.S. Department of State;
 - **Certificate of Citizenship** issued to a person born outside the United States who derived or acquired U.S. citizenship through a U.S. citizen parent; or
 - **Naturalization Certificate** issued to a person who became a U.S. citizen after 18 years of age through the naturalization process.

Q. I was born outside the United States, but one or both of my parents were U.S. citizens when I was born. Could I be U.S. citizenship?

- A. You may be a U.S. citizen. This is called citizenship through derivation. There are usually additional specific requirements, and sometimes citizenship can be through a combination of a parent and grandparent.

Q. I was born overseas. After I was born, my parent(s) became naturalized U.S. citizens. Could I have derived U.S. citizenship?

- A. If one of your parents naturalized after February 27, 2001, and you were a permanent resident and under 18 years old at the time, then you may have automatically acquired U.S. citizenship. Before that date, you may have automatically acquired U.S. citizenship if you were a permanent resident and under 18 years old when both parents naturalized, or if you had only one parent when that parent naturalized. However, if your parent(s) naturalized after you were 18, then you will need to apply for naturalization on your own after you have been a permanent resident for at least 5 years.

Q. Why Should I have to choose a Political Party?

- A. The State of Florida is a Closed Primary State. That means in the Primary Elections, you can only vote for Candidates affiliated in your Political Party.

Q. When is the last day I can register to vote or make a change to my voting record?

- A. Books close 29 days prior to an election.

Q. How can I vote?

- A. You can vote 3 ways: • Vote by Mail • Early Voting (when applicable) • On Election Day

Q. How do I get a Vote by Mail Ballot?

- A. Go to www.browardsoe.org, in writing to the SOE office, or by phone